



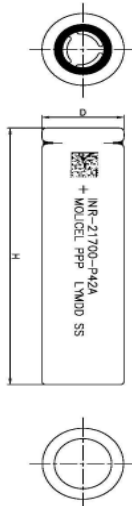
**LITHIUM-ION RECHARGEABLE BATTERY**

**PRODUCT DATA SHEET**  
**MODEL INR-21700-P42A**

**CELL CHARACTERISTICS**

Capacity	Typical	4200 mAh 15.5 Wh
	Minimum	4000 mAh 14.7 Wh
Cell Voltage	Nominal	3.6 V
	Charge	4.2 V
	Discharge	2.5 V
Charge Current	Standard	4.2 A
Charge Time	Standard	1.5 hr
Discharge Current	Continuous	45 A
Typical Impedance	AC (1 KHz)	10 mΩ
	DC (10A/1s)	16 mΩ
Temperature	Charge	0°C to 45°C
	Discharge	-40°C to 60°C
Energy Density	Volumetric	615 Wh/l
	Gravimetric	230 Wh/kg

**PHYSICAL CHARACTERISTICS**

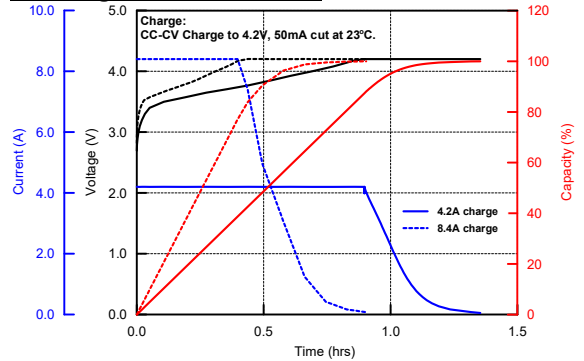


Shape	Cylindrical
Can	Steel
Diameter	21.7 mm (Max)
Height	70.2 mm (Max)
Weight	70 g (Max)

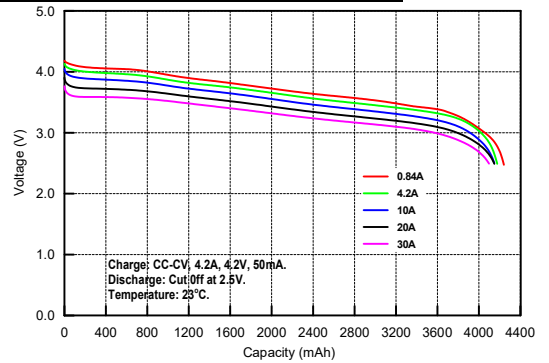
The information contained herein is for reference only and does not imply a performance guarantee or a product warranty. Specifications and characteristics are subject to change without prior notice.

For application specific information, please contact E-One Moli Energy Sales and Applications or the nearest MOLICEL® recognized agent.

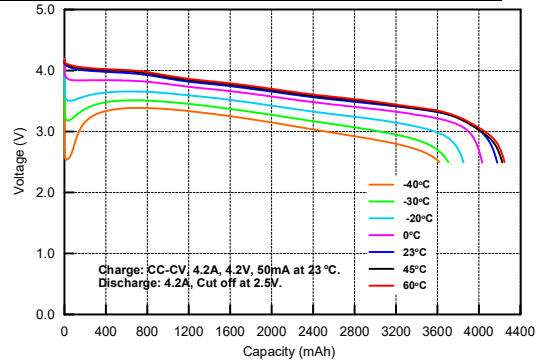
**Charge Characteristics**



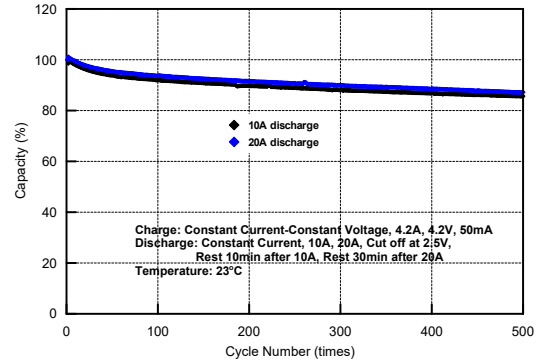
**Discharge Rate Characteristics**



**Discharge Temperature Characteristics**



**Cycle Characteristics**



**Taiwan Facility**  
10 Dali 2nd Rd., Shan-Hwa,  
Tainan City, Taiwan, R.O.C.  
Tel: 886-6-505-0666  
Fax: 886-6-505-0777  
mailto:service@molicel.com  
http://www.molicel.com

**Canada Facility**  
20 000 Stewart Crescent  
Maple Ridge, BC, Canada, V2X 9E7  
Tel: 1-604-466-6654  
Fax: 1-604-466-6600  
mailto:molicel@molicel.com  
http://www.molicel.com

**Headquarters**  
10F, 113, Sec.2, Zhung Shan N Rd.,  
Taipei, Taiwan, R.O.C.  
Tel: 886-2-2567-3500  
Fax: 886-2-2567-6500